

XBOX 360



# NHL 15





**WARNING** Before playing this game, read the Xbox 360® console, Xbox 360 Kinect® Sensor, and accessory manuals for important safety and health information. [www.xbox.com/support](http://www.xbox.com/support).

### **Important Health Warning: Photosensitive Seizures**

A very small percentage of people may experience a seizure when exposed to certain visual images, including flashing lights or patterns that may appear in video games. Even people with no history of seizures or epilepsy may have an undiagnosed condition that can cause “photosensitive epileptic seizures” while watching video games. Symptoms can include light-headedness, altered vision, eye or face twitching, jerking or shaking of arms or legs, disorientation, confusion, momentary loss of awareness, and loss of consciousness or convulsions that can lead to injury from falling down or striking nearby objects. **Immediately stop playing and consult a doctor if you experience any of these symptoms.** Parents, watch for or ask children about these symptoms—children and teenagers are more likely to experience these seizures. The risk may be reduced by being farther from the screen; using a smaller screen; playing in a well-lit room, and not playing when drowsy or fatigued. If you or any relatives have a history of seizures or epilepsy, consult a doctor before playing.

# CONTENTS

---

COMPLETE CONTROLS.....	4
ON THE ICE .....	8
GAMEPLAY .....	9
PLAY .....	10
COMMUNITY .....	14
CUSTOMIZE.....	15
LIMITED 90-DAY WARRANTY .....	18
NEED HELP? .....	19

# COMPLETE CONTROLS

## OFFENSE

BASICS	
Skate/Aim	
Hustle	(hold)
Glide	(release)
Explosive cut	/  (from glide)
Cut back	/  (from glide)
Deke	/
Loose puck deke	+  /
Vision control/Skate backwards	(pull and hold)
Protect puck	(hold)
Offensive boardplay with puck	(hold with the puck near boards)
Quick plays	
Drop to skate	+
Jump defender deke	+
One-touch dekes	+
Spin	

SHOOTING	
Wind up	
Shoot puck/Slap shot	
Wrist shot	/  (move quarter-circle upward) /
Fake shot with leg kick	

**NOTE:** All shooting controls are based on players moving toward the top of the game screen. To change your shooting controls, select SETTINGS in the Customize menu, and then select CONTROLS. There, change the Shooting Controls option from Camera Relative to Always Up. You can also change the game controls from SKILL STICK to HYBRID from here.

## PASSING

Pass	
Saucer pass	
Dump puck	(hold) +
Drop pass	(release) +  (tap)
Slap pass (during a slap shot)	+  (pull and release)

**NOTE:** Users have full control of the direction of their pass (open passing) and full control of the speed. Tapping gives a short/slower pass, while holding gives a longer, harder pass. To cancel a pass, press while pulling .

## DEFENSE

### BASICS

Move	
Switch players	
Body check	(in player's direction)
Poke check	
Stick lift	
Sweep stick (contextual)	(hold)
Sweep stick (manual)	(hold) +
Chop puck (loose puck)	(hold) +
Instigate fight	(tap)
Dive/Block	+
Pin player to boards	(hold)
Boardplay kick	+
Hip check	(hold)
Block pass	
Manual goalie toggle	+  (hold)
Pull goalie	+
Last man back	(pull and hold)

## FACEOFF

Orient body	
Establish grip	
Stick lift	
Go for puck	

## GOALIE

Butterfly	(pull and hold)
Hug post	(pull and hold)
Cover puck	
Free skate	(hold)
Basic movement	
Precision movement	+
Anticipation glove/blocker	
Poke check	
Desperation save	+
Stack pads	+
Spread pads V save	+
Lunging horizontal poke check	+
Leave puck (when in possession)	
Goalie roll over (from side and only when in Stack Pads)	
Pass puck	
Goalie shove	
Switch to skater	+

# COACHING CONTROLS

With Coaching Controls, it's possible to control your team from the coach's perspective. To use these commands, select the CO position when the position lock option is available—found at the bottom of the lineup screen. Not every game mode has the position lock option.

COACHING CONTROLS	
Change forwards	B
Change defense	X
Change line strategies	Y
Forecheck strategies	⬆
Offensive pressure	⬅
Neutral zone strategy	⬇
Defensive pressure	⬅
Forecheck/Neutral zone bias	⬆/⬇, and then ⬅/⬅
Faceoff strategy	LT (pull and hold) + ⬆
Call for shot	RB

# ADVANCED CONTROLS

FIGHTING	
Grab/Hold down	LT
Fake grab	LT (tap)
Overhand punch	⬆
Uppercut	⬆
Push	⬆
Pull	⬆
Block/Lean back	RT (pull and hold)
Dodge	RT

NET BATTLES	
Engage	R
Spin (while engaged)	⬆ (rotate 360 degrees)

USER CELEBRATIONS	
Celebrations	X/A/Y/B
Ride stick	LT
Go on one knee	RT
Fist pump	R

# ON THE ICE

## GAME SCREEN



## EA SPORTS ACTION TRACKER

The EA SPORTS Action Tracker is found in the pause menu under the scoreboard—select a highlight and press **Y**. This visualization tool allows you to see replays of marquee game events including goals, shots, hits, and saves. See who made the big plays on the ice and where the opposing team has been successful.

## FAVORITE TEAM

Select your favorite team to transform your main menu hub into that team's design and use them as your default whenever you select a team to play.

## SAVING AND LOADING

Save, load, or delete files manually by accessing the Save/Load/Delete screen (via the Customize menu).

## AUTOSAVE

Game information for *NHL® 15* is automatically saved to your Xbox 360 Hard Drive or Xbox 360 Memory Unit.



# NEW FEATURES

---

## ALL-NEW COMMENTARY TEAM

*NHL 15* welcomes the NBC Sports™ commentary team of Mike 'Doc' Emrick and Eddie Olczyk to the broadcast booth. Doc and Eddie will anticipate plays and ramp up their intensity to match the action on the ice with over 35,000 lines of brand-new commentary.

## MULTIPLAYER NHL COLLISION PHYSICS

Year two of the critically-acclaimed NHL Collision Physics evolves to introduce true-to-life multiplayer collisions. Net scrambles and player pileups, capturing the true desperation of every shift in the NHL.

## THE COMPLETE HOCKEY EXPERIENCE

Play old-school hockey with *NHL 94* Anniversary Mode, suit up with an online team in EA SPORTS Hockey League, or build and play with your ultimate fantasy team in Hockey Ultimate Team. *NHL 15* brings with it a generation of the franchise's best game modes.

# PLAY

---

## PLAY NOW

Select PLAY NOW from the Play menu to jump right into a game.

### Play Now

Drop directly into a match with your selected team in single-player or multiplayer matches.

### NHL® 94 Anniversary Mode

Celebrate the 21st anniversary of *NHL 94* in this special mode.

### NHL Moments Live

Take control of a team and change the outcome of some of their most heartbreaking losses or relive some of their best moments of the NHL season.

### Winter Classic

Take part in the annual Winter Classic match.

## NHL 94 ANNIVERSARY MODE

Re-experience the greatness of *NHL 94* in *NHL 94 Anniversary Mode*, an homage to the classic game with blue ice and arcade-style physics.

## CAREER

Select CAREER from the Play menu to begin your quest for greatness as a member of the NHL.

### Live the Life Mode

Hit the ice as a created player or established pro.

### Be A GM Mode

Become a general manager and attempt to lead your team to glory.

### Be A Legend Mode

Step into the shoes of a legendary player.

### Season Mode

Take part in a traditional NHL season.

## LIVE THE LIFE

Live the life of an NHL player. On or off the ice, every decision you make shapes your legacy as an athlete. Interact with teammates outside of the rink. Take part in media interviews. Each choice you make will affect your relationship with fans, teammates, management, and family, influencing your skills and progression.

## PERFORMANCE TRACKER

Go to the Performance Tracker screen in Live the Life Mode for all your hockey cards, stats, and milestones related to your career.

## BE A GM

Take on the role of a GM (general manager), coach, and player to run your favorite NHL franchise for up to 25 seasons. Grab a seat and watch the live season play out in front of you. The news messaging center will deliver up-to-the-minute results and stories from around the league.

## BE A LEGEND

Experience the glory of playing your entire Live the Life career as a legend as you attempt to shatter the most impressive records in hockey, achieve legendary milestones, and complete legends tasks.

## SEASON

Play through a complete season of any league in *NHL 15* including the NHL, AHL, any of the European leagues, and the CHL.

## ONLINE

Select ONLINE from the Play menu to explore the connected features of *NHL 15*.

### GM Connected

Take on the role of a General Manager, coach, and player to run your favorite NHL franchise for up to 25 seasons.

### Online Versus Play

Head online to battle it out on the ice with other players online.

### EA SPORTS

#### Hockey League

Join an online league.

### Online Team Play

Join a team of online players and hit the ice.

### Online Shootout

Take on another player in a head-to-head match as the goalie or the shooter.

**NOTE:** You must have an Origin Account to play *NHL 15* online. Follow the onscreen instructions to complete the login process.

## EA SPORTS HOCKEY LEAGUE

Play ranked drop-in games with your created pro, and then join or create a team in the EASHL. Online Seasons and playoffs let your team play for coveted championship titles. Experience the thrill of elevating your club through promotion to higher divisions or the loss of being relegated to lower ranks.

## **DROP-IN GAMES**

Not on a team yet or no teammates online? Play with your created pro in a drop-in game to level up or scout players.

## **PLAYOFFS**

Play your way into the best division possible. When the playoffs start, you need to win four games straight to win the championship. Lose and the dream is over until the next playoff window.

## **PRACTICE MODE**

Practice your skills with club members in Practice Mode. Set up a scrimmage where the CPU fills in for the any non-human spots, or try an open practice where only human-controlled players are used in the game.

## **CLUB INFO**

Keep track of all your team's trophies, accomplishments, and records; access rosters; review recent games; or leave the club.

## **AROUND THE LEAGUE**

Each month the best teams in the EASHL are enshrined. See who the best of the best are, here.

## **GM CONNECTED**

Take on the role of a General Manager, coach, and player to run your favorite NHL franchise for up to 25 seasons. Take your chair and watch the living season play out in front of you; the news messaging center will deliver up-to-the-minute results and stories from around the league.

## **ONLINE SHOOTOUT**

Search for a user similar in skill level for a Ranked or Unranked Shootout Match.

## **ONLINE TEAM PLAY**

Play up to 6 vs. 6 with 12 players for an ultimate online hockey experience. Unranked Matches use NHL players, while Ranked Matches use your created pro.

## ONLINE VERSUS PLAY

### RANKED QUICK MATCH SEARCH

Challenge the first available opponent and play a competitive match. If no opponent is found, you can create a session or browse for other sessions. You can also have some friends join in for Co-op play.

### CUSTOM MATCH SEARCH

Choose from a list of custom settings to start a search.

### PLAY A FRIEND

Select a friend from your friends list to play an unranked game.

## HOCKEY ULTIMATE TEAM

Build, Manage, and Compete against others in HUT online seasons and playoffs. You can play against your friends' ultimate fantasy team, and compete against other user-made teams by downloading them with EAUHL 24/7.

Earn EA Coins to buy new players and training items to keep upgrading your team. Participate in buying and selling items in the Auction House. Search through tens of thousands of live auctions for players, contracts, training boosts, and many more.

## TOURNAMENTS

Select TOURNAMENTS from the Play menu to play a structured series of matches.

- |                           |   |
|---------------------------|---|
| <b>Playoff Mode</b>       | Go straight to the playoffs and fight for the Cup!  |
| <b>Tournament Mode</b>    | Throw the world's best teams into an 8- or 16-team EA SPORTS World Tournament, or choose to take part in the Memorial Cup Tournament. |
| <b>Battle for the Cup</b> | Do you have what it takes to earn the Stanley Cup? Begin with the championship in this mode.  |

# TRAINING

Select TRAINING from the Quick Modes submenu of the Play menu to enhance your skill.

<b>Practice Mode</b>	Take part in a traditional practice session or several different types of drills.
<b>Shootout Mode</b>	Be the goalie or take him on head-to-head in a one-player format.
<b>Tutorials</b>	Take part in a series of instructional drills to ensure your skills are up to snuff.

# COMMUNITY

---

Select COMMUNITY from the main menu to explore certain connected features.





<b>View Player Hub</b>	Check out your records and info.
<b>Leaderboards</b>	Are you the best player online? Check out the leading players and how you stack up here.
<b>Lobby</b>	Join an online lobby and take part in an online match.
<b>My Highlights</b>	View the best of your best.

# CUSTOMIZE









Select CUSTOMIZE from the main menu to adjust your created players, AI, and more.

Creation Zone	Create and edit a player or team.
Customize AI	Build your own AI and fine tune how the CPU responds in-game.
Roster Management	Manage and edit various teams' rosters.
EA SPORTS Media Hub	View your highlights, take stock of the EA SPORTS Trax, or utilize custom music.
Settings	Alter in-game settings such as difficulty, audio options, gameplay options, and more.
Favorite Team	Change your favorite team.
Save/Load/Delete	Save, load, or delete your <i>NHL 15</i> profile and other data.
Offer Code Entry	Enter offer codes here.
EA SPORTS Extras	View the credits.

## CREATE PLAY MODE

Select a team from the different leagues, and then determine a scenario you wish to build upon. Once you're on the ice, take control of your players and start customizing team strategies. Pull  to select your starting player, and then press  to begin recording. Skate your player through the play and press  again to stop recording. Pull  to add another player to the scenario and repeat the recording process. All previously recorded players will move in unison. Up to five players can be included in a single play. Once you're finished, the recorded movements combine into one coordinated team play. Use these plays in Practice Mode to ensure you have them nailed before attempting them on the competition.

### CREATE PLAY MODE CONTROLS

Select a play	 / 
Primary controls	 / 
Change player	
Record	
Test	
Apply Changes	



## ROSTER MANAGEMENT

View the rosters and detailed player information for nine leagues, the Legend Team, and your custom team in Team Rosters. Switch up team rosters by moving players to different teams in Player Movement. Edit player positioning for teams in nine leagues, the Legend Team, or your custom team in Edit Lines. Change players' jersey numbers in Jersey Numbers.

Finally, you can choose to reset all rosters to their defaults in Set Default Rosters, or download updated rosters in Download Rosters.

## EA SPORTS MEDIA HUB

REPLAY SCREEN	
Set/Clear marker	X
Camera angles	LB / RB
Take photo	L1
Edit clip	Y

EDIT REPLAY SCREEN	
Playback speed	X
Change color	X
Take photo	L1
Change camera	LB / RB
Apply changes	B

## CUSTOM MUSIC

Personalize the music for any team in *NHL 15!* To get started, copy music onto your Xbox 360 console and create playlists to assign in-game. Select CUSTOM MUSIC and customize the music that plays on the game menu screens, and select a special goal celebration for your own Live the Life player.



# SETTINGS

User Celebrations

View the preset controls for celebrations.

Controls

Adjust general control presets, set the vibration, alter shooting controls, set the auto back-skate, and determine the human goalie covers and sweeps.

Video Calibrations

Adjust the brightness level for your TV and tweak the color calibration.

Rules

Determine various game rules and their settings.

Gameplay Settings

Adjust your skill level and game style.

Volume Settings

Modify the volume for various audio features.

Visual Settings

Determine the Global and Online settings for different visual settings.

# LIMITED 90-DAY WARRANTY

---

**NOTE:** Warranty does not apply to digital download products.

## Electronic Arts Limited Warranty

Electronic Arts warrants to the original purchaser of this product that the recording medium on which the software program(s) are recorded (the "**Recording Medium**") is free from defects in materials and workmanship for a period of 90 days from the date of purchase. If the Recording Medium is found to be defective within 90 days from the date of purchase, Electronic Arts agrees to replace the Recording Medium free of charge upon receipt of the Recording Medium at its service center, postage paid, with proof of purchase. This warranty is limited to the Recording Medium containing the software program that was originally provided by Electronic Arts. This warranty shall not be applicable and shall be void if, in the judgment of Electronic Arts, the defect has arisen through abuse, mistreatment or neglect.

This limited warranty is in lieu of all other warranties, whether oral or written, express or implied, including any warranty of merchantability or fitness for a particular purpose, and no other representation of any nature shall be binding on or obligate Electronic Arts. If any such warranties are incapable of exclusion, then such warranties applicable to this product, including implied warranties of merchantability and fitness for a particular purpose, are limited to the 90-day period described above. In no event will Electronic Arts be liable for any special, incidental, or consequential damages resulting from possession, use or malfunction of this Electronic Arts product, including damage to property, and to the extent permitted by law, damages for personal injury, even if Electronic Arts has been advised of the possibility of such damages. Some states do not allow limitation as to how long an implied warranty lasts and/or exclusions or limitation of incidental or consequential damages so the above limitations and/or exclusion of liability may not apply to you. In such jurisdictions, the Electronic Arts' liability shall be limited to the fullest extent permitted by law. This warranty gives you specific rights. You may also have other rights that vary from state to state.

## Returns Within the 90-Day Warranty Period

Please return the product along with (1) a copy of the original sales receipt showing the date of purchase, (2) a brief description of the difficulty you are experiencing, and (3) your name, address and phone number to the address below and Electronic Arts will mail a replacement Recording Medium to you. If the product was damaged through misuse or accident, this 90-day warranty is rendered void and you will need to follow the instructions for returns after the 90-day warranty period. We strongly recommend that you send your products using a traceable delivery method. Electronic Arts is not responsible for products not in its possession.

## EA Warranty Information

If the defect in the Recording Medium resulted from abuse, mistreatment or neglect, or if the Recording Medium is found to be defective after 90 days from the date of purchase, choose one of the following options to receive our replacement instructions:

**Online Warranty Information:** <http://warrantyinfo.ea.com>

**EA Warranty Mailing Address:**

Electronic Arts Customer Warranty, 7700 W Parmer Lane, Building C, Austin, TX 78729-8101

## Notice

Electronic Arts reserves the right to make improvements in the product described in this manual at anytime and without notice.

# NEED HELP?

---

The EA Worldwide Customer Experience team is here to ensure you get the most out of your game—anytime, anywhere.

- ▶ **Online Support & Contact Info** For FAQs, help articles, and to contact us, please visit [help.ea.com](http://help.ea.com).
- ▶ **Twitter & Facebook Support** Need a quick tip? Reach out on Twitter to [@askeasupport](https://twitter.com/askeasupport) or post on [facebook.com/askeasupport](https://facebook.com/askeasupport).